



©福岡市



©福岡県観光連盟

FUKUOKA @ KYUSHU

Model Course 2 Fukuoka on Wheels

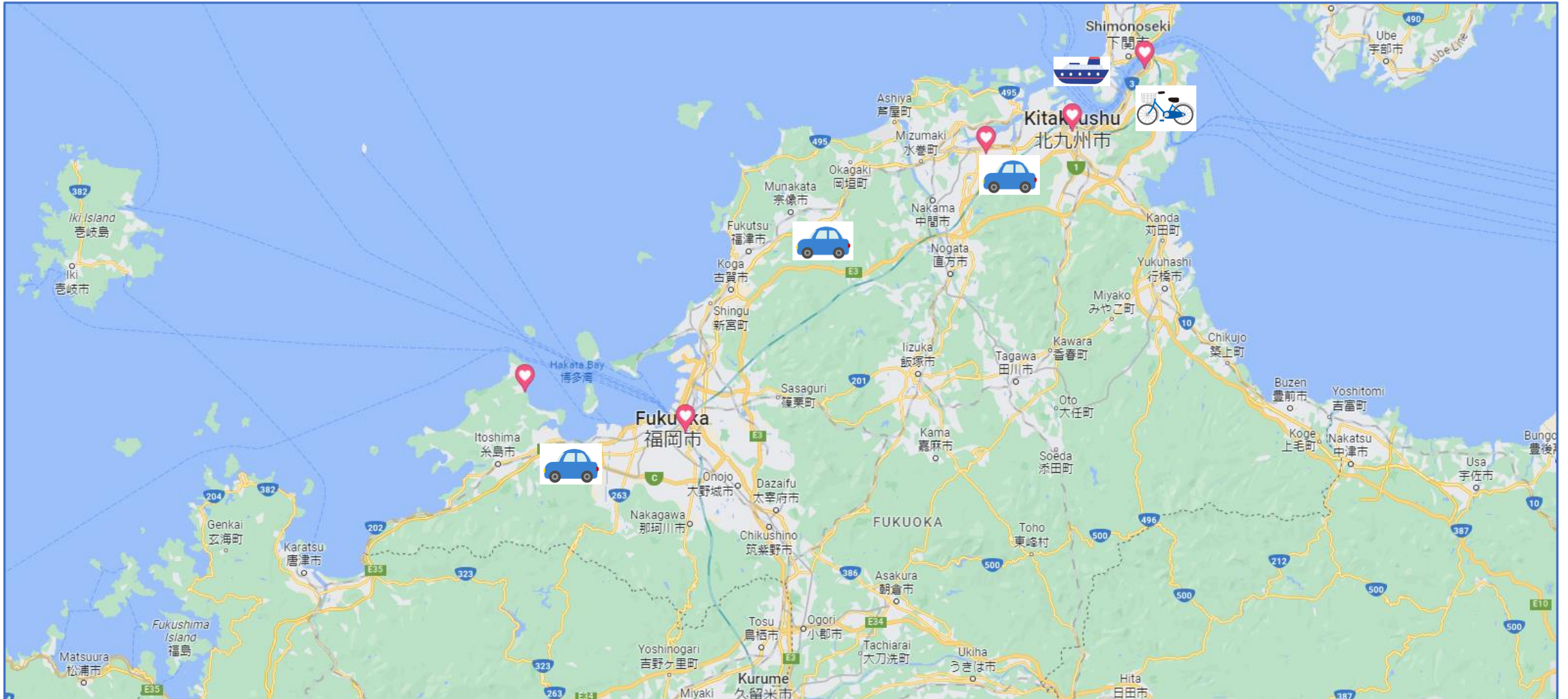


©2023 JTB Australia. All rights reserved



©福岡県観光連盟

We will be covering the areas shown
by self-drive and rent a cycle.
Fukuoka, Itoshima & Kitakyushu



Day 1 Fukuoka to Itoshima



09:00 Pick up a **rent-a-car** and head for Itoshima on the beautiful coast line.

10:00 Your first stop is a unique **Salt Factory** Mataichi no Shio.

Salt produced here is believed to be one of the best, a combination of rich mineral from the mountain and unspoilt ocean.

10:45 Why not enjoy a nature trail of **Mount Tateishi**. A gentle hike about 25 minutes.

12:00 Next stop of interest is **Totoro Forest**.



©福岡県観光連盟



Does this remind you of the famous anime?



©福岡県観光連盟



©福岡県観光連盟

12:30 Enjoy a mini cruise and immerse yourself in the beauty of the **Keya no Ohto**.



13:15 **Lunch:** Recommend fresh oysters for lunch at **Itoshima Kakigoya**. (Oyster Huts)



©福岡県観光連盟



©福岡県観光連盟



40 minutes drive will get you to this beautiful seaside spot.

15:00 Some spots not to miss are **Palm Tree Swing** and **Meoto Iwa, (Husband and Wife Rocks)** off the coast of **Futamigaura**.


16:00 Enjoy a leisurely drive and walking alongside the picturesque coast.

Futamigaura is one of the most serene and beautiful spots and has been adored by many a Japanese traveller.

No wonder the locals believe it is where gods reside.



©福岡県観光連盟



©福岡県観光連盟

One night accommodation in Itoshima.

Day 2 Itoshima to Kokura



09:00 Check out of Hotel and drive to Kitakyushu City.

Approximately 100 minutes drive on Nishi Kyushu Express Way and Fukuoka Urban Expressway.

11:30 Feel like stretching your legs and having a bit of fun?

Trampoline Park, Tobikuru is not only for kids.

Often Mums and Dads are seen competing against each other.

Great amusement facility for all.

Lunch at your leisure

Drive down **Kokura Town**



©トランポリンパーク、とびくる

15:00 Check in Accommodation and **Return the Car.**

Two nights accommodation at Kokura

16:00 Leisurely walk along Muaraski River and head for **Kokura Castle and The Garden.**



Kokura Castle in Autumn



Kokura Castle in Spring

Day 2 Kokura at Night



Dinner: **Daruma do Yaki Udon**

Why?



Yakiudon is a stir fried dish with Udon noodles with a variety of meat and vegetables. Yaki Udon originated in Kokura. After the WWII when food was scarce and more sophisticated soba noodles were not readily available. To fill the stomach of Kokura noodle lovers, the owner of the Daruma-do restaurant used Udon an alternative to Soba and just like that – a new dish was born, and now a Kokura speciality.

Evening:

Option 1 Night Harbour View from **Mt Takato**

©北九州市

Option 2 Chacha Town Kokura **Ferris Wheel Ride**

Option 3 Night Walk along Murasaki River, enjoy the retro Kokura at **Tokiwabashi Bridge** and **Muromachi Ohashi Bridge**.



©福岡県観光連盟

Day 3 Kokura – Moji – Shimonoseki - Kokura

Day to explore **Moji Town** on a bicycle

09:00 JR Kokura Station – 15 minutes by JR Train to JR Mojiko Station

Enjoy a little stroll around **Mojiko Retro Observation Room**.

10:00

Pick up a Bicycle



Your day on a bike will include **Mojiko Retro, Blue Wing Moji, Kanmon Strait Museum, Shuttle Ferry, Pedestrian Tunnel, Mekari Park, Kaikyo Plaza Shopping Complex.**



©福岡県観光連盟




©福岡県観光連盟

Day 3 Kokura - Evening

Return the Bicycle

Option Sunset walk from **Chinzeibashi Park**
Or nostalgic **Mojiko Station**.



©福岡県観光連盟

Dinner: **Mojiko Yaki Curry**



©福岡県観光連盟

Why?

Yaki curry is curry with rice topped with cheese and/or egg baked in an oven.
Grab a copy of Mojiko Yaki Curry Map and try out one of the 25 establishments and their versions of Moji specialty dish competition.

Evening:

Option 1 **Kanmon Night View & Factory View**, selected in 2022 as One of the Top 3 Most Spectacular Night Views.

Option 2 **Night Harbour View** from Mekari Parking Observation Deck.

Option 3 **J3 League Soccer Foot Ball Game** @Mikuni World Stadium Kitakyushu, Giravanz Kitakyushu



©北九州市

Day 4 Kokura – Kurosaki – Hakata

Day for indoor 'Hands on' Experiences



Morning at leisure

09:50 JR Kokura Station - 25 Minutes by JR Local Train

10:30 JR Kurosaki Station – 5 minutes walk

Daiki Glass Factory – Tombodama glass beads were first brought to Japan via Silk Road during Nara period (710 – 794).

Domestic production started during the Heian period (794 – 1185). The art boomed in Edo Period (1603 – 1868). Enjoy creating your own.



©ガラス工房大喜

Lunch at **Honten Tetsunabe** and Afternoon Stroll



Enjoy a famous Tetsunabe Gyoza with an extra crunch (Grilled Dumpling on a hot iron pot).

©北九州市国内観光客等誘致促進協議会



A Unique Japanese Beans Shop, Ittendo.

©北九州市国内観光客等誘致促進協議会

More fun in the afternoon



14:00 JR Kurosaki Station – 60 minutes JR Local Train – JR Hakata Station – Subway Tenjin Minami

15:30 **Kuma Bear Art** (Rakugaki Art) Liquid Painting

Fun activities for all ages, creating your own bear using liquid paint.



17:00 Subway Tenjin Minami Station – 10 minutes – Hakata Station

©福岡クマベアアート



©The Flavor Design

Option: **The Flavor Design Fukuoka** - Carefully select from more than 190 types of fragrance and create your own.

Subway Akasaka Station to Hakata Station

One night accommodation at Fukuoka

Dinner: Explore the Famous **Yatai food stalls**.



©福岡市



©福岡市